



District Report Card: 2017


State: Odisha	District: Kendrapara
Class: 8	Subject: Language
Schools: 51	Students: 1281


Participation/Coverage


Students

GENDER 	Boys		Girls	
	Number	%	Number	%
	569	44.42	712	55.58

AREA 	Rural		Urban	
	Number	%	Number	%
	1169	91.26	112	8.74

CATEGORY 	SC		ST		OBC		GEN	
	Number	%	Number	%	Number	%	Number	%
	424	33.10	1	0.08	599	46.76	257	20.06

CWSN 	LD	VI	HI	S&LD	ID	Oth
	5	2	3	2	8	3

Management 	Government		Government-aided	
	Number	%	Number	%
	1116	87.12	165	12.88

Average Performance of Students in Language (%)

Overall	Gender		Area		Management		Social Group			
	Male	Female	Rural	Urban	Govt.	Aided	SC	ST	OBC	GEN
49.34	47.43	50.87	49.72	45.42	49.61	47.52	42.48	93.33	54.27	49.00

Performance on Learning Outcomes (LOs)

Learning Outcomes	Description	Average Performance(%)
L813	Read textual/non-textual materials with comprehension and identifies the details, characters, main idea and sequence of ideas and events while reading	49.34

Range of Performance of Students who Answered Correctly							
Below 30%		30% - 50%		50% - 75%		Above 75%	
Number	%	Number	%	Number	%	Number	%
280	21.86	307	23.97	526	41.06	168	13.11

Lowest Performing Learning Outcomes (LOs)

1 - Read textual/non-textual materials with comprehension and identifies the details, characters, main idea and sequence of ideas and events while reading (49.34)